

Patented
TECHNOLOGY by

WOLF

EST^d 1834

PREPROGRAMMED
WATCH WINDER
OWNER'S MANUAL

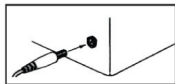
Congratulations on your purchase of this watch winder. Please review this quick start guide so that your automatic watch will benefit fully from the features that have been engineered into this product.

This appliance can be used by children aged from 8 years and above and persons with reduced physical, sensory or mental capabilities or lack of experience and knowledge if they have been given supervision or instruction concerning use of the appliance in a safe way and understand the hazards involved.

Children shall not play with the appliance. Cleaning and user maintenance shall not be made by children without supervision. Appliance is only to be used with the power supply unit provided with the appliance.

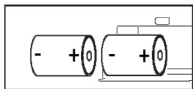
Getting Started

This Module 2.5 winder comes with a power adapter (AC/DC 5 volt output), and will also run on “D” cell batteries. A built-in sensor lets you use either 1.5V Alkaline or 3.6V Lithium Batteries. A lithium battery has a life that is double that of an Alkaline battery. The winder will automatically switch to main power if both power sources are connected.

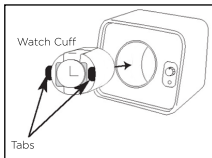


Important

Please note that you cannot mix Alkaline and Lithium batteries at the same time. All batteries must be either Alkaline OR Lithium.

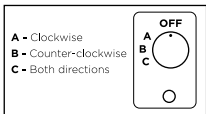


Step 1 - Remove the cuff from the winder drum by pulling firmly on the two tabs. Close the strap or bracelet of your watch. Compress the cuff and slide your watch over the cuff, watch dial facing outwards. Push the cuff into the drum until it locks into place, an audible click will be heard.



Step 2 - With the adapter connected, or batteries installed, turn the knob to the required rotation position. "A" for clockwise rotation, "B" for counter-clockwise rotation, or "C" for a combination of both. The rotation cycle program will start 10 seconds after you have selected a rotation setting.

To stop the rotation, turn the knob back to "OFF."



Note that almost all automatic watches will wind properly in the C setting, unless you know that your watch requires something other than the C setting. Please consult the manufacturer of your watch for this information.

Important

Note that this winder will not wind your watch continuously. The computer chip inside has been programmed to wind your watch on an intermittent basis only, with extended 'pause' and 'sleep' phases. This is for the protection of the mainspring of your watch. When your winder is in perfect working order, a green light will flash intermittently from the control dial plate. If the light changes to red, this is indicative of batteries which are in need of replacement.

**.For further technical information, visit our website:
www.wolf1834.com**

All WOLF watch winders are made under one or more US and Foreign Patent Nos. For the actual Patent No for your purchased winder, please see Patent No marking on the winder.

© 2020 Wolf Designs Inc.- All rights reserved. All products are proprietary and / or patented by Wolf Designs, Inc. Rights will be legally enforced.

Please visit www.wolf1834.com for additional languages.